

LBRIS

We know  
books

go 1  
getter

**Students' Book**

Sandy Zervas • Catherine Bright

▶ Grammar/Communication video    🎞 Grammar animation    ▶ Culture video

Unit	Vocabulary	Grammar	Skills	Revision
<h1>0</h1> <p><b>Get Started!</b> p. 4</p>	<ul style="list-style-type: none"> <li>• The alphabet</li> <li>• Numbers</li> <li>• Colours</li> <li>• In my bag</li> <li>• Classroom objects</li> </ul>	<ul style="list-style-type: none"> <li>• <i>a/an</i></li> <li>• Plural nouns</li> <li>• <i>My/your</i></li> </ul>	<ul style="list-style-type: none"> <li>• Classroom language</li> <li>• Spelling words/names</li> <li>• Simple introductions (<i>I'm ... / My name is ... ; This is ...</i>)</li> </ul>	
<h1>1</h1> <p><b>Family and friends</b> p. 10</p>	<ul style="list-style-type: none"> <li>• Family</li> <li>• Countries and nationalities</li> <li>• Places</li> </ul>	<ul style="list-style-type: none"> <li>• Possessive 's</li> <li>• <i>to be</i> affirmative 🟢▶</li> <li>• Possessive adjectives <i>my, your, his, her</i></li> <li>• <i>to be</i> negative ▶</li> </ul>	<p><b>Communication:</b> Introductions <b>Exam</b> ▶</p> <p><b>Reading:</b> My family album <b>Exam</b></p> <p><b>Listening:</b> Best friends <b>Exam</b></p> <p><b>Writing:</b> Me and my best friend; Capital letters</p>	<p>Language Revision</p> <p>Pronunciation: <i>/v/ and /b/</i></p>
<p>p. 20 <b>BBC Get Culture!</b> English around the world ▶ This is the UK Project: English around the world (presentation)</p>				
<h1>2</h1> <p><b>My things</b> p. 22</p>	<ul style="list-style-type: none"> <li>• Clothes</li> <li>• Adjectives</li> <li>• My things</li> </ul>	<ul style="list-style-type: none"> <li>• <i>this/that/these/those</i> 🟢▶</li> <li>• <i>too big/small</i></li> <li>• <i>to be</i> questions and short answers ▶</li> </ul>	<p><b>Communication:</b> Asking for personal information <b>Exam</b> ▶</p> <p><b>Reading:</b> Super backpack! <b>Exam</b></p> <p><b>Listening:</b> Favourite things <b>Exam</b></p> <p><b>Writing:</b> My favourite things; Punctuation</p>	<p>Language Revision</p> <p>Pronunciation: <i>/ð/ and /d/</i></p>
<p>p. 32 Skills Revision 1&amp;2 <b>Exam</b></p>				
<h1>3</h1> <p><b>In the house</b> p. 34</p>	<ul style="list-style-type: none"> <li>• In the house</li> <li>• Prepositions of place</li> <li>• Household objects</li> </ul>	<ul style="list-style-type: none"> <li>• <i>there is / there are</i> affirmative ▶▶</li> <li>• <i>there is / there are</i> negative and questions</li> <li>• <i>a/an, any</i> ▶</li> </ul>	<p><b>Communication:</b> Having a guest <b>Exam</b> ▶</p> <p><b>Reading:</b> A skateboarder's dream <b>Exam</b></p> <p><b>Listening:</b> My bedroom <b>Exam</b></p> <p><b>Writing:</b> My bedroom; Apostrophes</p>	<p>Language Revision</p> <p>Pronunciation: <i>/I/ and /i:/</i></p>
<p>p. 44 <b>BBC Get Culture!</b> Houses in the UK ▶ Hampton Court Palace Project: Houses in my area (presentation)</p>				
<h1>4</h1> <p><b>About me</b> p. 46</p>	<ul style="list-style-type: none"> <li>• Face and hair</li> <li>• Parts of the body</li> <li>• Personality adjectives</li> </ul>	<ul style="list-style-type: none"> <li>• <i>have got</i> affirmative and negative <b>Exam</b> ▶▶</li> <li>• Regular and irregular plural</li> <li>• <i>have got</i> questions and short answers ▶</li> <li>• Possessive adjectives <i>its, our, your, their</i></li> </ul>	<p><b>Communication:</b> Apologising <b>Exam</b> ▶</p> <p><b>Reading:</b> Personality quiz</p> <p><b>Listening:</b> Cartoon characters</p> <p><b>Writing:</b> My favourite character; Paragraphs</p>	<p>Language Revision</p> <p>Pronunciation: <i>/h/</i></p>
<p>p. 56 Skills Revision 3&amp;4 <b>Exam</b></p>				

Unit	Vocabulary	Grammar	Skills	Revision
<h2>5</h2> <h3>Things I can do</h3> <p>p. 58</p>	<ul style="list-style-type: none"> <li>Action verbs <b>Exam</b></li> <li>Collocations with <i>make, play</i> and <i>ride</i></li> </ul>	<ul style="list-style-type: none"> <li><i>can</i> affirmative and negative ▶▶</li> <li><i>can</i> questions and short answers ▶</li> </ul>	<p><b>Communication:</b> Suggestions <b>Exam</b> ▶</p> <p><b>Reading:</b> Sign language</p> <p><b>Listening:</b> After-school clubs <b>Exam</b></p> <p><b>Writing:</b> After-school club ad; <i>and, but</i></p>	<p>Language Revision</p> <p>Pronunciation: /a:/ and /æ/</p>
	p. 68	<b>BBC</b> <b>Get Culture!</b>	Kids' London Project: Fun things to do in your town (leaflet)	▶ Free time activities
<h2>6</h2> <h3>My day</h3> <p>p. 70</p>	<ul style="list-style-type: none"> <li>Daily activities</li> <li>Days of the week</li> <li>Months</li> </ul>	<ul style="list-style-type: none"> <li>Present Simple affirmative ▶▶</li> <li>Adverbs of frequency ▶</li> </ul>	<p><b>Communication:</b> Telling the time ▶</p> <p><b>Reading:</b> A day with ... <i>Dreamtime Traveler!</i></p> <p><b>Listening:</b> My typical weekend <b>Exam</b></p> <p><b>Writing:</b> My typical weekend; <i>before, after</i></p>	<p>Language Revision</p> <p>Pronunciation: /s/, /z/ and /ɪz/</p>
	p. 80	Skills Revision 5&6 <b>Exam</b>		
<h2>7</h2> <h3>Animals</h3> <p>p. 82</p>	<ul style="list-style-type: none"> <li>Wild animals</li> <li>Pets</li> <li>Money</li> <li>Adjectives</li> </ul>	<ul style="list-style-type: none"> <li>Present Simple negative ▶▶</li> <li>Present Simple questions and short answers ▶</li> </ul>	<p><b>Communication:</b> Buying a ticket ▶</p> <p><b>Reading:</b> Amazing animals! <b>Exam</b></p> <p><b>Listening:</b> Pets <b>Exam</b></p> <p><b>Writing:</b> An email to a friend; Starting and ending an email</p>	<p>Language Revision</p> <p>Pronunciation: /s/</p>
	p. 92	<b>BBC</b> <b>Get Culture!</b>	Pets in the UK Project: Our pets (digital photo album)	▶ The London Zoo
<h2>8</h2> <h3>I like that!</h3> <p>p. 94</p>	<ul style="list-style-type: none"> <li>Sports <b>Exam</b></li> <li>Seasons and weather</li> <li>Healthy lifestyle</li> </ul>	<ul style="list-style-type: none"> <li><i>love/like/don't like/hate</i> + <i>-ing</i> ▶▶</li> <li>object pronouns</li> <li>Question words <b>Exam</b> ▶</li> </ul>	<p><b>Communication:</b> Talking about the weather <b>Exam</b> ▶</p> <p><b>Reading:</b> Teen health <b>Exam</b></p> <p><b>Listening:</b> My healthy lifestyle <b>Exam</b></p> <p><b>Writing:</b> My lifestyle; Checking for grammar mistakes</p>	<p>Language Revision</p> <p>Pronunciation: /r/</p>
	p. 104	Skills Revision 7&8 <b>Exam</b>		
p. 106	Extra reference: Answers, Student A activities			
p. 107	Extra reference: Songs and raps			
p. 108	Extra reference: Pairwork activities, Student B activities			
p. 109	Wordlist			

# Get started!

How do you spell that?

I can say and spell my name and surname.

### In this unit

- I'm ... / My name is ...
- This is ...
- My/your
- The alphabet
- Spelling words/names
- Numbers
- Colours
- In my bag
- Classroom objects
- Classroom language

## Hello!



Hi! My name's Jen. I'm ten years old and my hobby is making cupcakes.



Hi! I'm Alex. I'm twelve. My hobbies are computers and computer games!




0.1 Intro video



I'm Lian and I'm twelve. My hobby is skateboarding. I love all sports, really.



Hello. My name's Lucas. I'm from Spain but I'm in the UK now. My hobbies are music and Maths.



I'm Miranda Newman.

And I'm Larry Newman. We're Jen and Alex's mum and dad!

**2** Look at the photos and read. Complete the children's hobbies.

- 1 Jen making cupcakes
- 2 Alex computers and \_\_\_\_\_
- 3 Lian all \_\_\_\_\_
- 4 Lucas \_\_\_\_\_ and Maths

**1** **1.2** Watch or listen and read. Who is not from the UK?

**3 Game!** Stand in a line. Ask and answer.

A: *Hi, I'm Mario. What's your name?*

B: *I'm Isabella. Hi, I'm Isabella. What's your name?*

C: *My name's David. ...*

**4** **1.3** **1.4** Listen and do the Alphabet Rap.



E, F, G,

Say the alphabet, say it with me!

H, I, J, K, L, M, N, O, P,



is funny as you can see.

R, S, T, U and V

four more letters and we're free.

W, X, Y and - Shh ...



is sleepy, so are we!

**5** Complete the words with the letters in the box. Say the letters.

t h g x l s




1 girl



2 boo



3 sandwich



4 lable



5 lion



6 fish

**6** **1.5** Listen and tick (✓) the letters you hear.

1 A  E  I

2 G  J  C

3 W  U  Y

4 B  D  P

5 M  N  F

6 I  J  Y

**7** Work in pairs. Say the alphabet. Stop when the teacher tells you. Your partner says what comes next.



## LOOK!

LL = double L

**8** **1.6** Listen to the surnames. Complete the missing letters. Check with your partner.

1 NEWMAN

2 \_R\_I\_

3 \_A\_E\_\_\_\_\_

4 \_\_G\_\_N\_

**9** Work in pairs. Ask for your partner's surname. Write it down.

A: *What's your surname?*

B: *Brown.*

A: *How do you spell that?*

B: *B-R-O-W-N.*



**10** Have a class spelling competition.

Apple. A-double P-L-E.  
Apple.



# Meet Dug and Kit



This is Dug. Dug is also Superdug. Superdug is a superhero.

This is Kit. Kit is very clever. She is Dug's best friend.

**1** **1.7** Listen and read. Look at the picture. Then circle the correct answer.

Dug / Kit is a superhero.

**2** **1.8** Listen and repeat.

**3** Complete the numbers.

- |                |                  |
|----------------|------------------|
| <b>1</b> o_n_e | <b>7</b> _e_e_   |
| <b>2</b> _w_   | <b>8</b> ei__t   |
| <b>3</b> t_r__ | <b>9</b> _in_    |
| <b>4</b> _o_r  | <b>10</b> t__    |
| <b>5</b> f__e  | <b>11</b> _le__n |
| <b>6</b> _i_   | <b>12</b> t_e_v_ |

### Vocabulary Numbers 1-20

- |         |              |
|---------|--------------|
| 1 one   | 11 eleven    |
| 2 two   | 12 twelve    |
| 3 three | 13 thirteen  |
| 4 four  | 14 fourteen  |
| 5 five  | 15 fifteen   |
| 6 six   | 16 sixteen   |
| 7 seven | 17 seventeen |
| 8 eight | 18 eighteen  |
| 9 nine  | 19 nineteen  |
| 10 ten  | 20 twenty    |

**4** Write the answers in words.

- 1 six + six = twelve
- 2 eighteen - three = \_\_\_\_\_
- 3 two + eleven = \_\_\_\_\_
- 4 twenty - nine = \_\_\_\_\_
- 5 seventeen - three = \_\_\_\_\_
- 6 two + seven = \_\_\_\_\_
- 7 five + two = \_\_\_\_\_
- 8 sixteen - twelve = \_\_\_\_\_

5 1.9 Listen and repeat.

### Vocabulary Numbers 10-100

10 ten	60 sixty
20 twenty	70 seventy
30 thirty	80 eighty
40 forty	90 ninety
50 fifty	100 a hundred

6 Circle the correct number.

- |            |                |           |         |
|------------|----------------|-----------|---------|
| 1 forty    | 14 / <u>40</u> | 4 eighty  | 18 / 80 |
| 2 fifteen  | 15 / 50        | 5 twenty  | 12 / 20 |
| 3 thirteen | 13 / 30        | 6 sixteen | 16 / 60 |

7 1.10 Listen and write the number you hear.

- |             |         |         |
|-------------|---------|---------|
| a <u>20</u> | d _____ | g _____ |
| b _____     | e _____ | h _____ |
| c _____     | f _____ |         |

8 1.11 Listen and repeat.

### Vocabulary Colours

black blue brown green grey  
orange pink purple red  
white yellow

9 Look at Exercise 3. Write numbers which are this colour. There are two numbers for one of the colours.

- |        |          |        |       |       |       |
|--------|----------|--------|-------|-------|-------|
| red    | <u>9</u> | green  | _____ | pink  | _____ |
| grey   | _____    | white  | _____ | black | _____ |
| blue   | _____    | purple | _____ | brown | _____ |
| orange | _____    | yellow | _____ |       |       |

10 Game! Student A: Listen to Student B and guess! Then swap roles.

A: *What's your favourite colour?*

B: *Not pink, not brown, not white, not yellow, not green, not red, not blue, not grey, not black, not orange.*

A: *It's purple!*

11 Look at the picture below. Match 1-8 to a-h.

- |                      |                    |
|----------------------|--------------------|
| 1 The elephants are  | a blue.            |
| 2 The flowers are    | b black and white. |
| 3 The zebras are     | c red.             |
| 4 The sky is         | d grey.            |
| 5 The oranges are    | e green.           |
| 6 The lemons are     | f pink.            |
| 7 The trees are      | g orange.          |
| 8 The flamingoes are | h yellow.          |

12 Game! Finish the sentences.

A: *The elephants are ...*

B: *... green.*

C: *No! They're grey. The flowers are ...*

D: *Red!*

E: *Yes! The zebras are ...*





1 1.12 Listen and repeat. Name the objects in Jen's school bag.

#### Vocabulary In my bag

book coloured pencil notebook pen  
pencil pencil case pencil sharpener  
rubber ruler sandwich scissors

**LOOK!** a book, a pencil  
an apple, an umbrella

2 Write a or an before the words.

- |                     |                |
|---------------------|----------------|
| 1 <u>a</u> notebook | 5 ___ ruler    |
| 2 <u>an</u> apple   | 6 ___ elephant |
| 3 ___ pencil        | 7 ___ book     |
| 4 ___ egg           | 8 ___ orange   |

**LOOK!** a pencil      six pencils  
an orange      two oranges  
a box          four boxes  
a sandwich    two sandwiches

3 Look at the picture. How many of these objects can you see in Jen's bag?

- |                     |                         |
|---------------------|-------------------------|
| 1 notebook?         | <u>Three notebooks.</u> |
| 2 pencil sharpener? | _____                   |
| 3 rubber?           | _____                   |
| 4 sandwich?         | _____                   |
| 5 coloured pencil?  | _____                   |
| 6 pencil case?      | _____                   |

4 1.13 Listen and repeat. Check the meaning of these words in a dictionary.

#### Vocabulary Classroom objects

bin board chair clock desk

5 Find the objects in the Vocabulary box in your classroom and point to them. How many are there?

**LOOK!** It's a pencil.  
They're pencils.

6 Work in pairs. Guess what these objects are. Then go to page 106 and check.



1 It's a \_\_\_\_\_



2 They're \_\_\_\_\_




3 \_\_\_\_\_



4 \_\_\_\_\_



5 \_\_\_\_\_



6 \_\_\_\_\_

7 1.14 Listen and repeat.

## Communication Classroom language

- |                                 |                                  |
|---------------------------------|----------------------------------|
| Close your books.               | Work in pairs.                   |
| Listen ( <i>to the story</i> ). | Write ( <i>your name</i> ).      |
| Look ( <i>at the photo</i> ).   |                                  |
| Open your books.                | Can you help me?                 |
| Read ( <i>the text</i> ).       | Can you repeat (that)?           |
| Sit down.                       | I'm ready.                       |
| Stand up.                       | What's <i>kredka</i> in English? |

8 Read the expressions in the Communication box again. Who usually says them: Teacher or Student?

**LOOK!** Can you help me, **please?**  
Stand up, **please!**



9 1.15 Match 1–5 to a–e. Listen and check. Act out the dialogues in pairs.

- 1  e Can you repeat that, please?
- 2  Can you help me, Miss?
- 3  How do we say *elefante* in English?
- 4  I'm ready!
- 5  What does *amazing* mean?

- a We say *elephant*.
- b Good. Class, are you ready too?
- c It means *really good*.
- d Yes, Maria. How can I help you?
- e Yes, Tomas. Giraffe. Giraffe. OK?



10 Game! Be a teacher. Tell other students what to do. Use the expressions in the Communication box.



Write your name, please.

